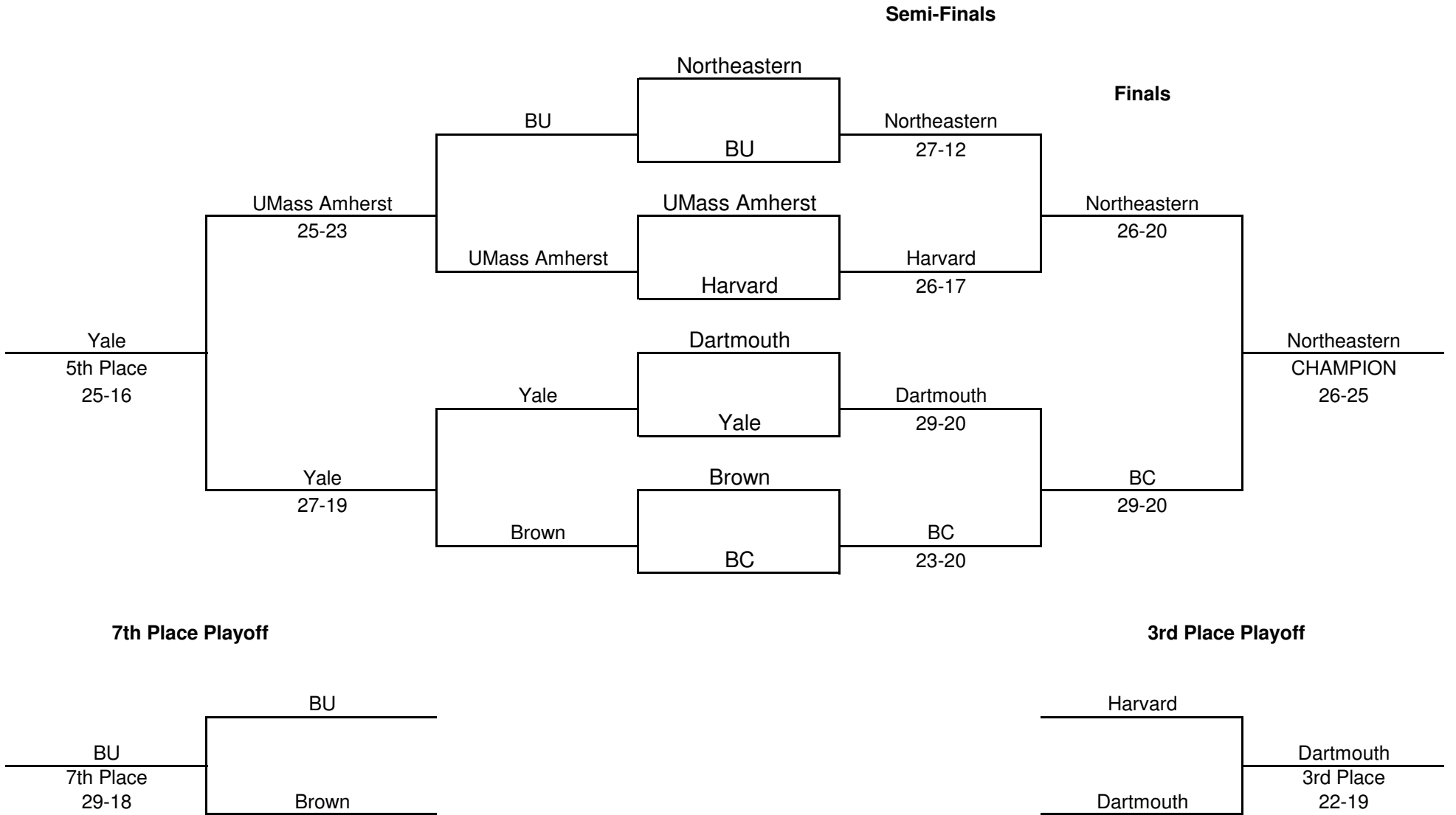
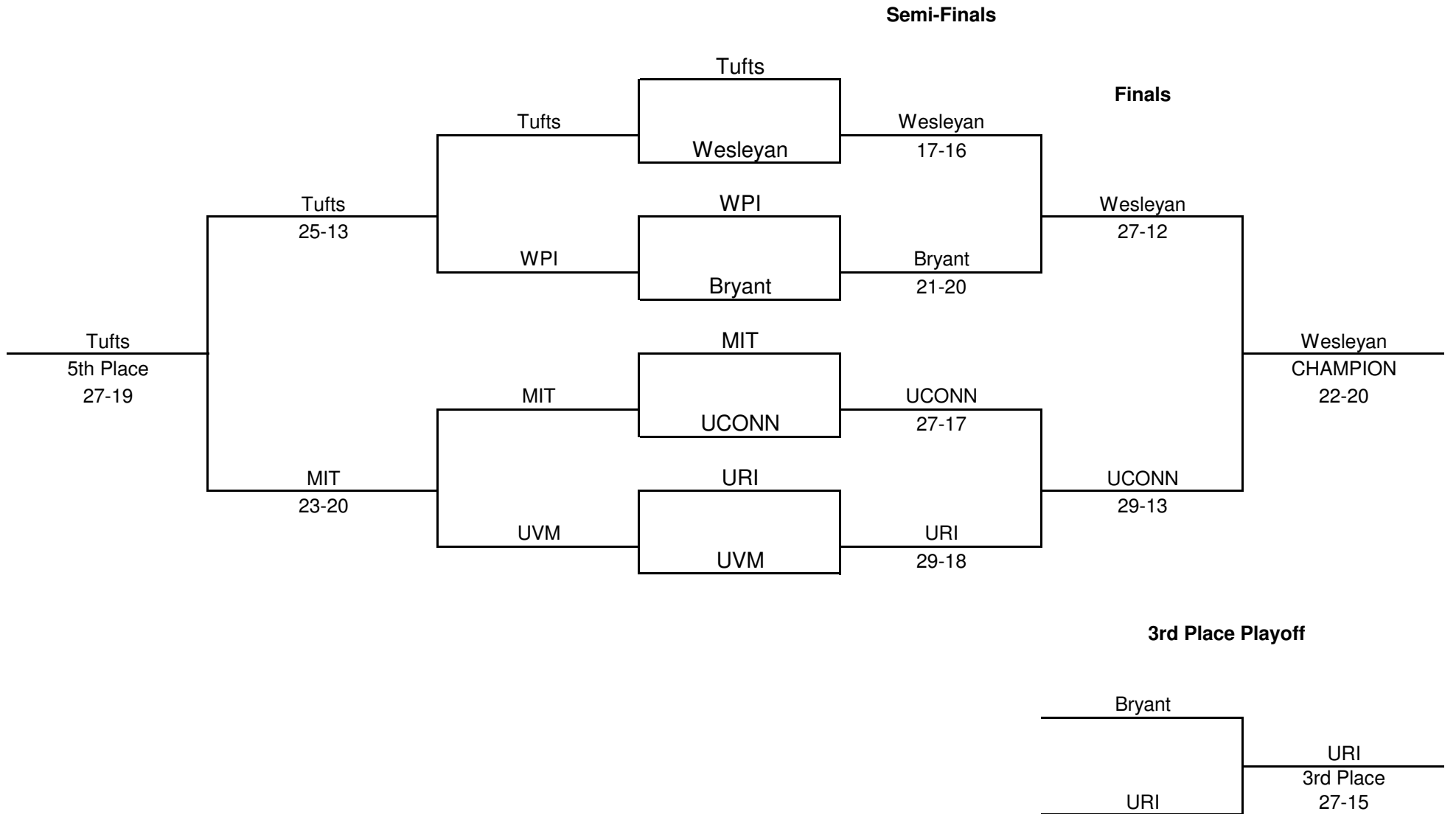


					Record	Total Games Won	Total Games Played	Win %	Bracket
Pool A	Northeastern	Brandeis	Wesleyan						
Northeastern	X	26	27		2-0	53	79	67.09%	Gold
Brandeis	10	X	17		1-1	27	77	35.06%	Bronze
Wesleyan	16	24	X		0-2	40	84	47.62%	Silver
Pool B	BC	URI	Bowdoin						
BC	X	28	30		2-0	58	82	70.73%	Gold
URI	12	X	24		1-1	36	87	41.38%	Silver
Bowdoin	12	23	X		0-2	35	89	39.33%	Bronze
Pool C	Dartmouth	UNH	UCONN						
Dartmouth	X	30	23		2-0	53	77	68.83%	Gold
UNH	9	X	11		0-2	20	80	25.00%	Bronze
UCONN	15	30	X		1-1	45	79	56.96%	Silver
Pool D	Harvard	WPI	CCSU						
Harvard	X	28	30		2-0	58	78	74.36%	Gold
WPI	16	X	27		1-1	43	88	48.86%	Silver
CCSU	4	17	X		0-2	21	78	26.92%	Bronze
Pool E	UMass Amherst	Bryant	UMass Lowell	Lasell					
UMass Amherst	X	30	30	30	3-0	90	124	72.58%	Gold
Bryant	17	X	28	27	2-1	72	140	51.43%	Silver
UMass Lowell	14	25	X	26	1-2	65	132	49.24%	Bronze
Lasell	3	13	9	X	0-3	25	108	23.15%	Copper
Pool F	Yale	MIT	Maine	Wheaton					
Yale	X	30	30	30	3-0	90	107	84.11%	Gold
MIT	12	X	27	25	2-1	64	126	50.79%	Silver
Maine	4	19	X	25	1-2	48	115	41.74%	Bronze
Wheaton	1	13	10	X	0-3	24	104	23.08%	Copper
Pool G	Brown	UVM	Holy Cross	Clark					
Brown	X	24	30	30	3-0	84	102	82.35%	Gold
UVM	10	X	30	30	2-1	70	106	66.04%	Silver
Holy Cross	4	8	X	23	1-2	35	116	30.17%	Bronze
Clark	4	4	21	X	0-3	29	112	25.89%	Copper
Pool H	Tufts	BU	Middlebury	MCPHS					
Tufts	X	17	25	25	2-1	67	116	57.76%	Silver
BU	25	X	24	29	3-0	78	118	66.10%	Gold
Middlebury	10	15	X	22	1-2	47	117	40.17%	Bronze
MCPHS	14	8	21	X	0-3	43	119	36.13%	Copper

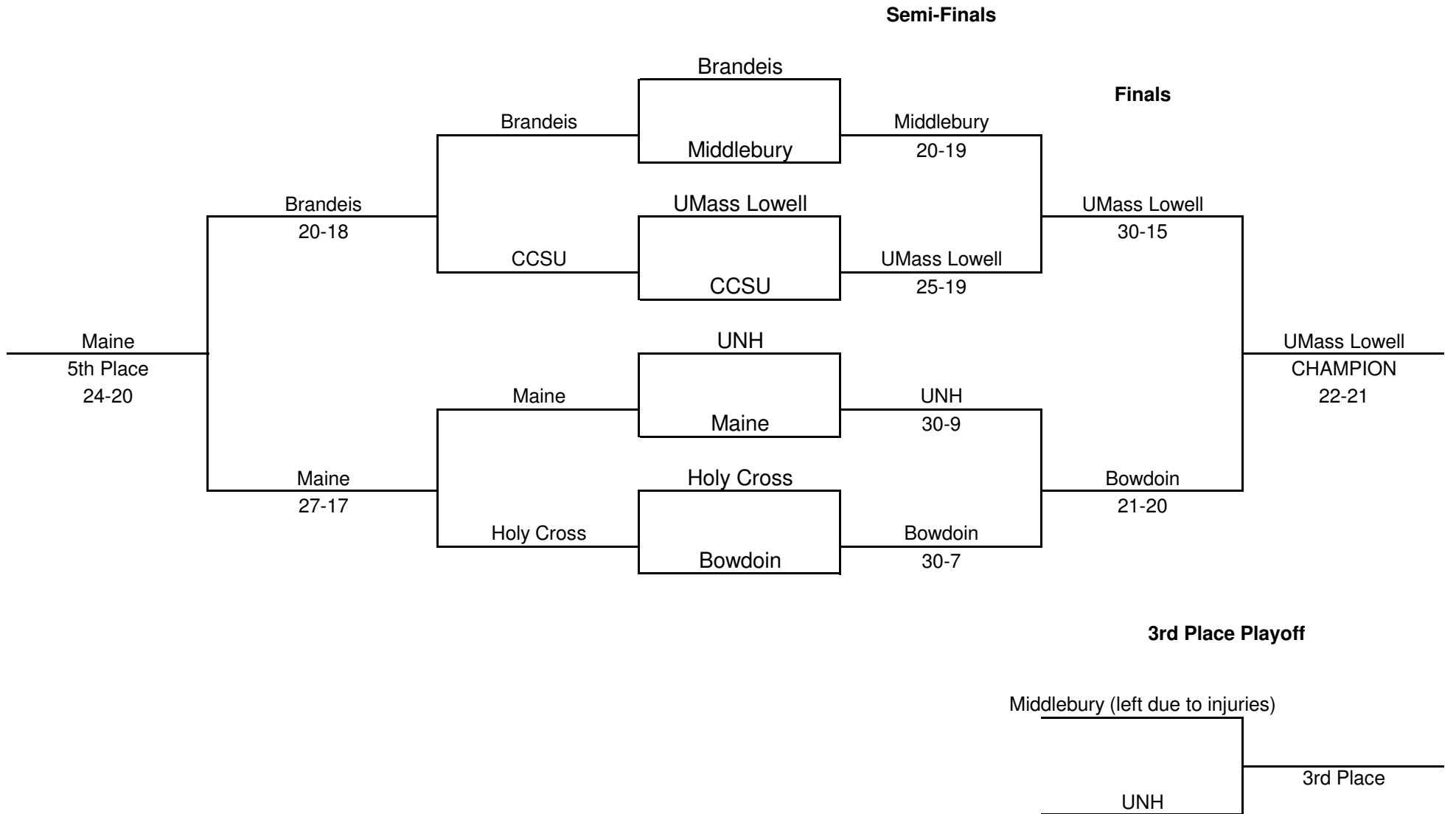
Tennis On Campus New England Championships GOLD BRACKET



Tennis On Campus New England Championships SILVER BRACKET



Tennis On Campus New England Championships BRONZE BRACKET



**Tennis On Campus New England Championships
COPPER BRACKET**

